





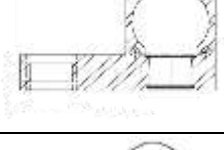
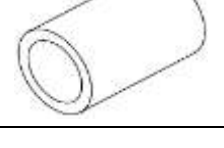

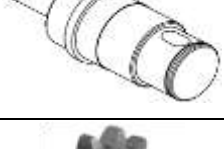



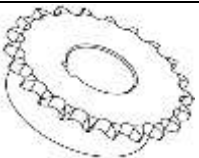











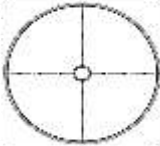


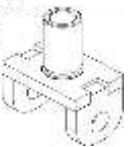
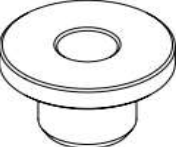


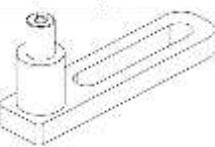


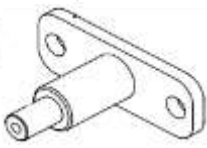


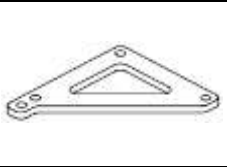
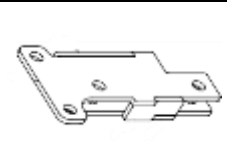
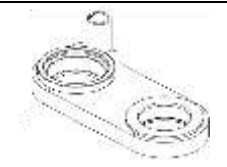
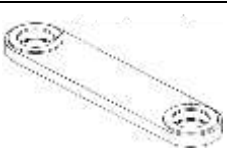
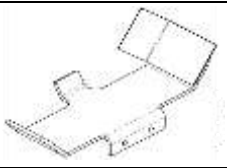
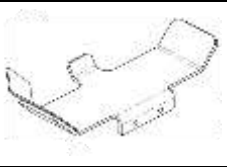
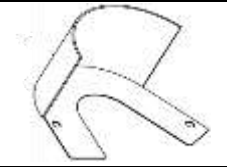
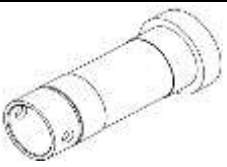
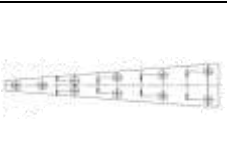
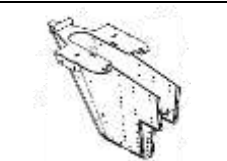








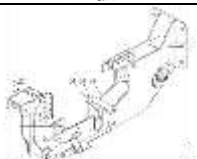
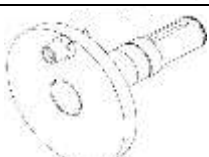
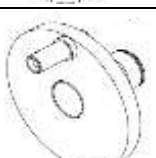

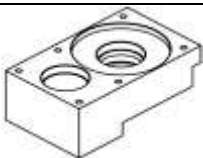
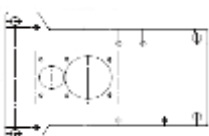
## CATÁLOGO DE PEÇAS CARRO DE TAMBOR


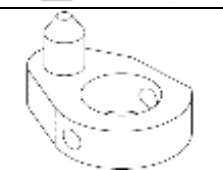

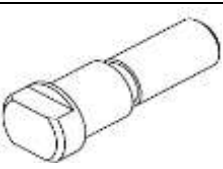
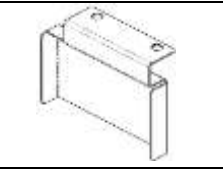
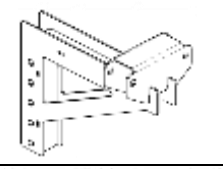
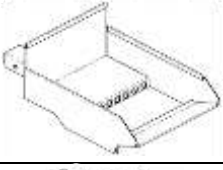
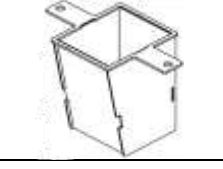
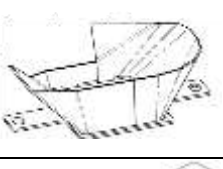
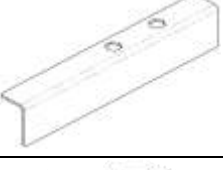


CODIGO TI9	IMAGEM	DESCRIÇÃO	QT. CARRO
14		ANEL ELASTICO PARA EIXO Ø12	1
15		ANEL ELASTICO PARA EIXO Ø14	1
19		ANEL ELASTICO PARA EIXO Ø21	3
21		ANEL ELASTICO PARA EIXO Ø25	3
31		ANEL ELASTICO PARA FURO Ø25	4
38		ANEL ELASTICO PARA FURO Ø41	1
87		BLOCO SUPORTE ENGRENAgens 2	1
94		BUCHA 2 DO GIRADOR	2
127		CINTO DE SEGURANÇA 2 PONTOS	1
175		EIXO DA ENGRENAgEM CONICA MENOR	1
182		ENGRENAgEM DE 15 DENTES COM FURO DE Ø 21,0 MM E RASGO DE CHAVETA	1
185		ENGRENAgEM 38 DENTES MÓDULO DE 3 BLOCO	2




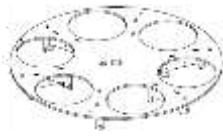
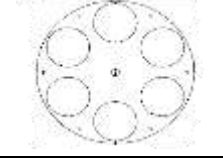



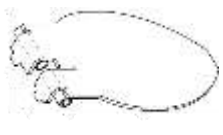
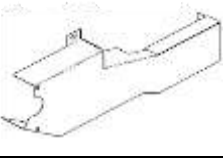


186		ENGRENAGEM CONICA 16 DENTES COM FURO DE Ø 12,0 MM E RASGO DE CHAVETA	1
194		ENGRENAGEM FRONTAL - 26 DENTES	1
197		ENGRENAGEM DE 13 DENTES COM FURO DE Ø 21,0 MM E RASGO DE CHAVETA	1
200		ENGRENAGEM DE 12 DENTES COM FURO DE Ø 21,0 MM E RASGO DE CHAVETA	1
249		GIRADOR 2	2
489		ROLAMENTO RIGIDO ESFERAS 1 CARREIRA - 6006-2RS1 (RODA COMPACTADORA)	4
492		ROLAMENTO RIGIDO ESFERAS 1 CARREIRA, REF.: SKF 63007-2RS1 (EIXO DO CARRO)	2
1130		CONJ. ROTOR DE 6	1
1157		CHAPA 1 SULCADORZINHO	1
1158		CHAPA 2 SULCADORZINHO	1
1160		CHAPA FRONTAL SULCADORZINHO	1
1161		CHASSI DO PANTOGRAFICO	1

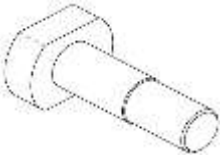
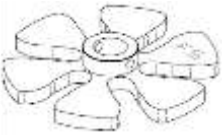
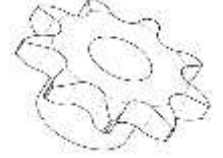

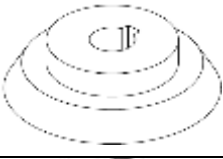



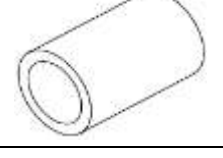

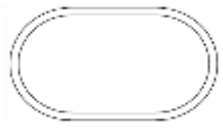
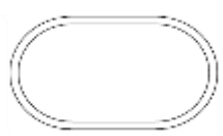
1167		SUPOORTE DA RODA COMPACTADORA	2
1171		APLICAÇÃO DE BORRACHA RODA COMPACTADORA	2
1179		ESTRUTURA ARTICULADA DA MOLA 1	1
1180		MOLA DA RODA COMPACTADORA	1
1184		ESTRUTURA ARTICULADA DA MOLA 2	1
1185		TUBO DE ARTICULAÇÃO 2	1
1187		EIXO DO CARRINHO FINAL 3	1
1188		CHAPA DE APOIO DO PANTOGRAFICO	2
1193		BASE ESTICADOR DA CORRENTE 1	1
1197		ANEL ESPAÇADOR	1
1202		MANCAL 2	1
1205		BASE ESTICADOR DA CORRENTE 2	1

1216		EIXO DA ARTICULAÇÃO RODA COMPACTADORA	1
1217		CHAPA ARTIC. DEPOSITOR 1	1
1218		CHAPA ARTIC. DEPOSITOR 2	1
1223		ESTRUTURA UNIÃO DOS BRAÇOS	1
1226		ESTRUTURA ALOJAMENTO DAS ROTULAS	1
1227		ESTRUTURA ALOJAMENTO DAS ROTULAS 2	1
1230		ESTRUTURA DE APOIO DE PÉ 1	1
1231		ESTRUTURA DE APOIO DE PÉ 2	1
1232		ESTRUTURA FECHAMENTO DA CARENAGEM	1
1234		BUCHA DA RODA COMPACTADORA S/ LIMPADOR	2
1241		CHAPA DE UHMW DO TAPA	1
1242		ESTRUTURA DO SULCADOR	1









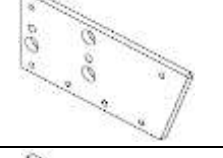
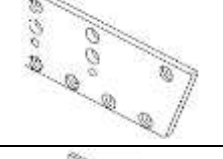
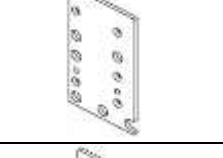

1246		CHAPA DE APOIO DA MUDA	2
1248		CHAPA DE UHMW LATERAL	1
1249		CHAPA DE UHMW LATERAL OPOSTA	1
1250		CHAPA DE UHMW INT. 1	1
1251		CHAPA DE UHMW INT. 2	1
1254		ESTRUTURA DO DEPOSITOR	1
1257		CHASSI DO CARRO	1
1259		DISCO DE GIRO 2	1
1260		DISCO DE GIRO 3	1
1261		CHAPA DE FIX. RÓTULA	2
1262		BLOCO 2 SUPORTE ENGRENAGENS	1
1263		CHAPA BASE 2	1

1264		EIXO DO MOTRIZ DA CRUZ 6	1
1265		EUXO CRUZ DE MALTA 6	1
1266		EIXO ROTOR DE 6	1
1268		PINO DE ARTICULAÇÃO	1
1269		CARENAGEM DE PROTEÇÃO MANCAL	1
1270		SUPORTE DE APOIO DA BANDEJA	2
1272		ESTRUTURA DA BANDEJA	2
1274		COPO 2	1
1279		ESTRUTURA RAMPA	1
1282		CHAPA EM L 2	1
1283		CARENAGEM TAMBOR 2	1
1288		CHAPA SUPERIOR DO ROTOR DE 6	1

1289		CHAPA INFERIOR DO ROTOR DE 6	1
1290		TUBO DN110 DO ROTOR	6
1291		TUBO DN110 CENTRAL DO TAMBOR	1
1292		BASE PORTINHOLA DO ROTOR DE 6	1
1296		CHAPA DE TRAVAMENTO ROTOR DE 6	1
1297		ESTRUTURA DA GUIA DO ROTOR DE 6	1
1303		CHAPA GUIA UHMW DA GUIA DO ROTOR DE 6	1
1304		ESTR. GUIA DE ABERTURA PORT. ROTOR DE 6	1
1308		PORTINHOLA PARA ROTOR DE 6	6
1310		ESTRUTURA CARENAGEM DE PROT. LATERAL	1
1314		MOLA DA PORTINHOLA TUBO DE 6	6
1320		ESTRUTURA DE FIXAÇÃO DO BANCO	1

1321		EIXO DE FIXAÇÃO DA ARTICULAÇÃO	4
1324		CRUZ DE MALTA COM O CUBO	1
1325		ENGRENAGEM DO ESTICADOR	2
1326		ENGRENAGEM DE 22 DENTES COM FURO DE Ø 35,0 MM E RASGO DE CHAVETA	1
1327		ENGRENAGEM CONICA 32 DENTES COM FURO DE Ø 14,0 MM E RASGO DE CHAVETA	2
1330		PORCA SEXTAVADA MA33-3.50	2
1332		PARAF. CAB. CILIN. SEXT. INT. MA6-1,00 X 100	6
1338		ROLAMENTO RIGIDO - 61905-2RS1 (BLOCO)	10
1342		BUCHA DESLIZANTE PCM 131520B (BUCHA DO ESTICADOR DE CORRENTE)	2
1344		CHAVETA PARALELA NORMALIZADA 6x6x10	1
1345		CHAVETA PARALELA NORMALIZADA 6x6x10	1
1347		CHAVETA PARALELA NORMALIZADA 5x5x16	1



1349		RÓTULA RADIAIS QUE DISPENSAM MANUTENÇÃO	4
1354		BANCO PLASTICO PRETO COM ESTRUTURA EM AÇO GALVONIZADO	1
1355		PINO ENTALHADO 8X40 - DIN 1473	2
2645		CORRENTE PASSO 1/2 ASA 40 - (1/2X7,93MM)	
2647		EMENDA PARA CORRENTE ASA 40 (1/2")	1
2649		EMENDA PARA CORRENTE TIPO REDUÇÃO ASA 40 (1/2")	1
500713		RETRABALHO DE ENGRENAGEM 16 DENTES	1
501606		ENGRENAGEM DE 14 DENTES COM FURO DE Ø 21,0 MM E RASGO DE CHAVETA	1
506251		CHAPA DE UHMW INF 1 - SULCADOR PLT	1
506252		CHAPA DE UHMW INF 2 - SULCADOR PLT	1
506253		CHAPA DE UHMW INF 3 - SULCADOR PLT	1
526254		CHAPA DE UHMW INF 4 - SULCADOR PLT	1